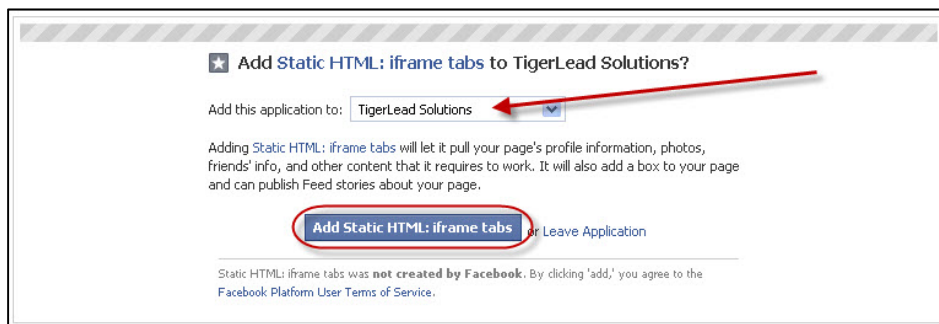
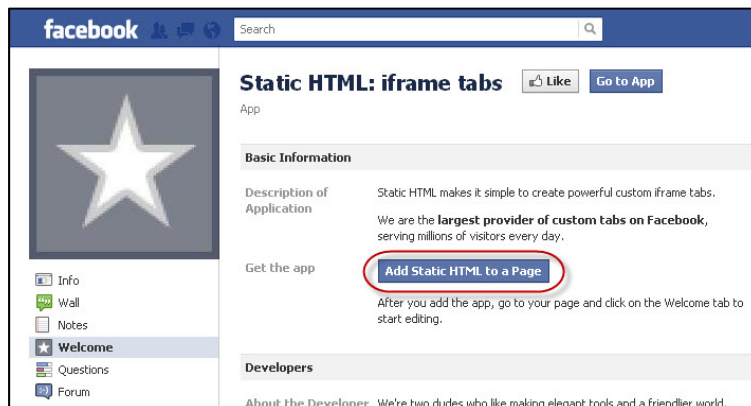
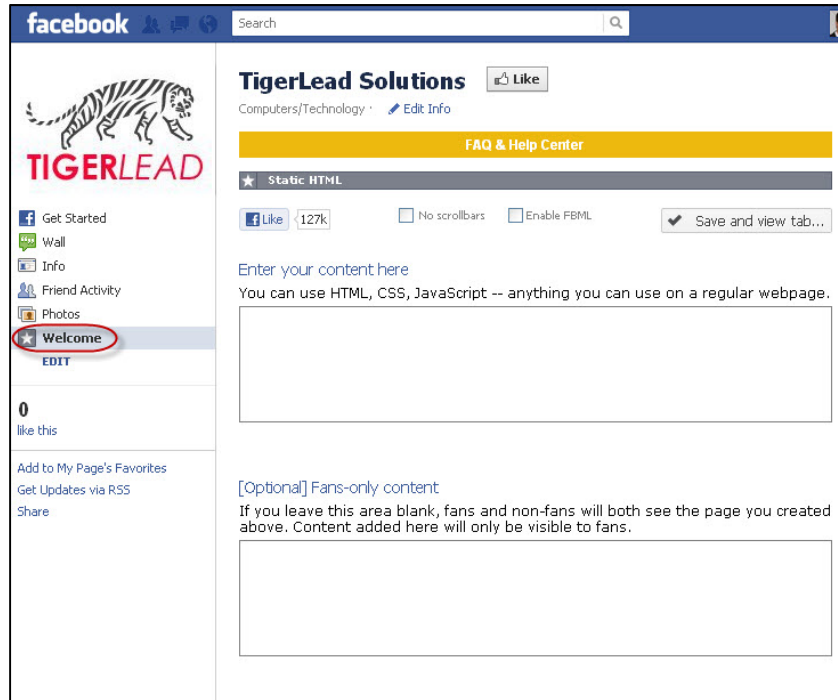


To create a new tab on your Facebook fan page and post a widget, please follow these instructions:

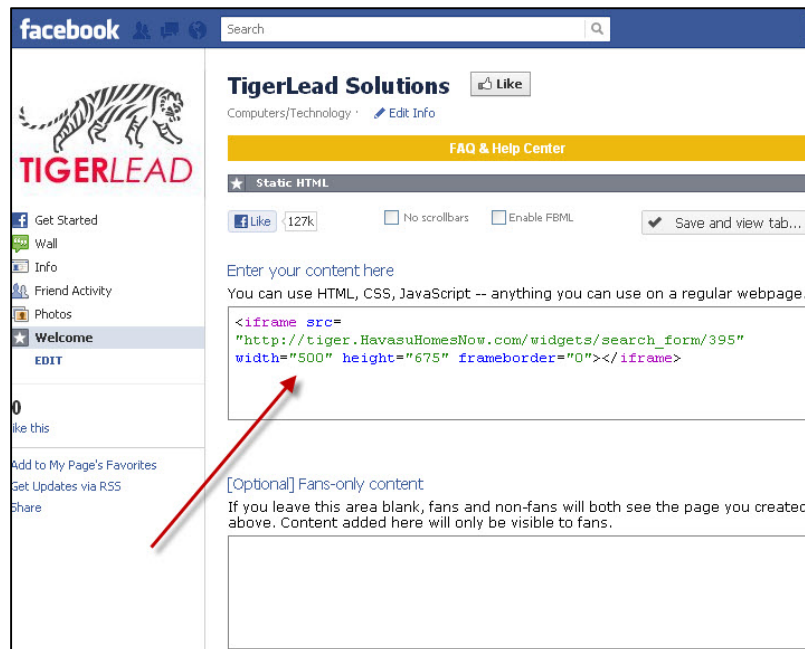
- 1) Email support@tigerlead.com so that we can create a widget for you. We'll give you the code you'll need to post that widget on the fan page.
- 2) Log in to Facebook. You will need to have a Facebook **fan page**, not just a regular account. Fan pages are created and managed from your regular account. If you don't have a fan page, you can make one here: <http://www.facebook.com/pages/create.php>
- 3) You'll need to add iframe tabs to your fan page. This is done with third-party apps. You can use any suitable app, but these instructions will use the app found here: <http://www.facebook.com/apps/application.php?id=190322544333196>
Please note that TigerLead has no affiliation with this app, and is not responsible for its maintenance or performance.
- 4) Click the button that says "Add Static HTML to a Page". A drop-down menu will appear. Please select your fan page (in this example, the fan page is TigerLead Solutions) and click the button that says "Add Static HTML: iframes tab".



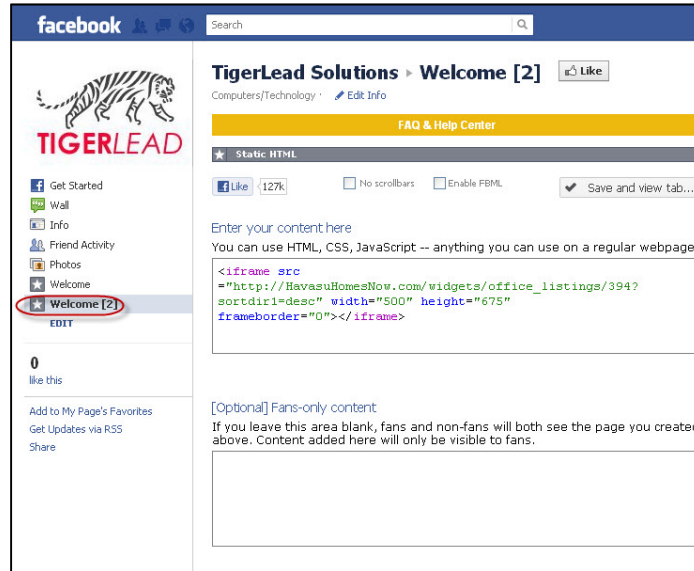
- 5) You will now be taken to your fan page. Click on the tab that says “Welcome” on the left sidebar.



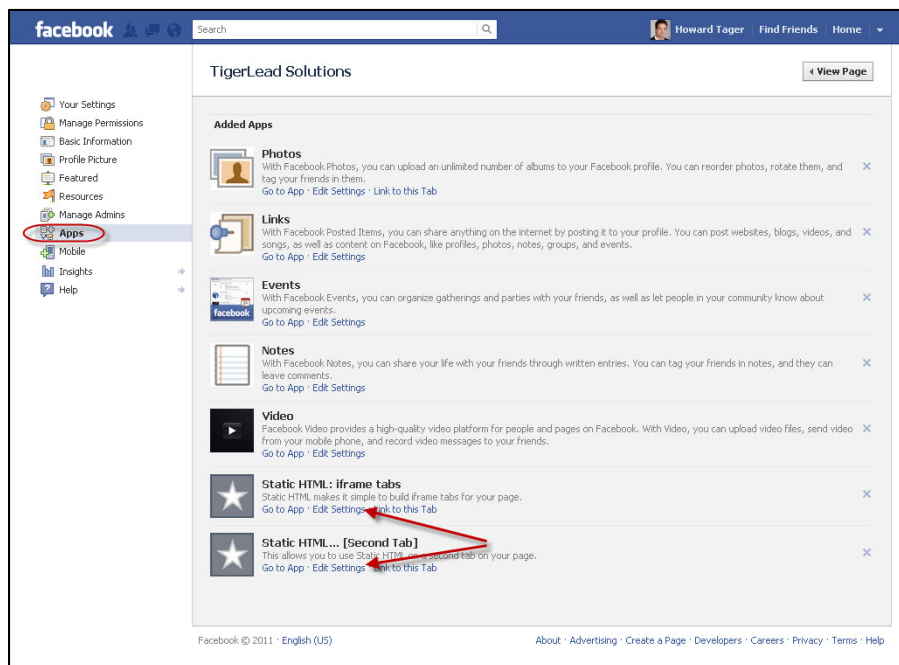
- 6) Take the widget code and copy-paste it into the box labeled “Enter your content here”. Now click the button that says “Save and view tab”.



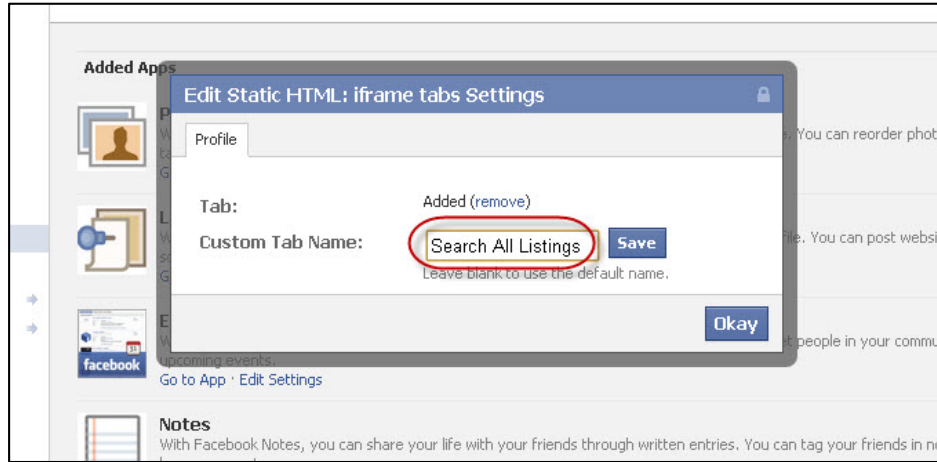
- 7) Optional: If you would like to add a second widget, go to the following link:
http://www.facebook.com/add.php?api_key=128953167177144&pages
Repeat steps 4-6, but this time, click the tab that says “Welcome [2]” and enter the second widget code.



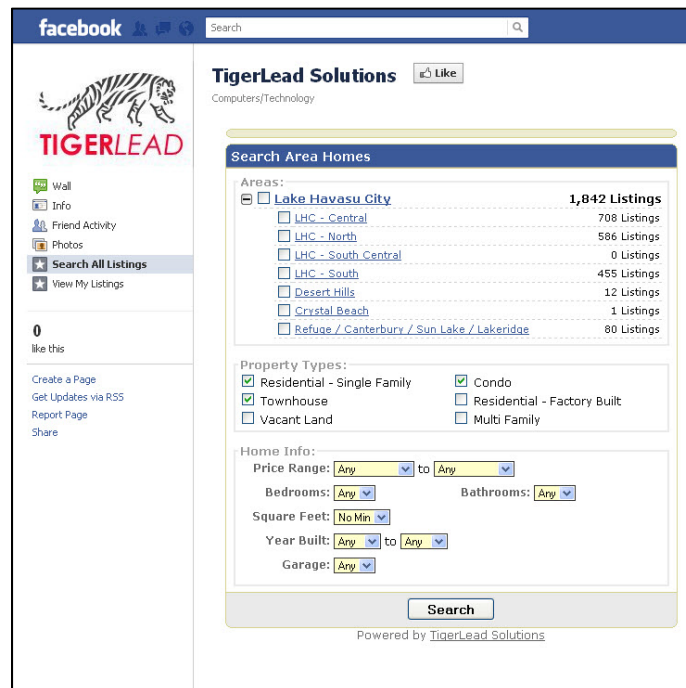
- 8) Now it's time to rename the tabs. Click on the button that says “Edit Info” at the top of your fan page. Next, click the “Apps” button on the left sidebar. You will see a box that says “Static HTML: iframe tabs”. (If you added a second tab, you will see two of these boxes.) In the box will be a link that says “Edit Settings”. Click on the link and a small box will appear.



- 9) Type in the name you want for your tab (such as “Search All Listings” or “View My Listings”) and click Save, then click Okay. If you added a second tab, repeat this for the second box.



- 10) You're all finished! When a lead views your fan page, it should look something like these examples. (Please note that viewing your own fan page may show you the edit options, rather than displaying the pages as they appear to other people.)





TigerLead Solutions ▶ View My Listings Like

Computers/Technology · [Edit Info](#)

- [Get Started](#)
- [Wall](#)
- [Info](#)
- [Friend Activity](#)
- [Photos](#)
- [Search All Listings](#)
- [View My Listings](#)
- [EDIT](#)

0
like this

[Add to My Page's Favorites](#)

[Get Updates via RSS](#)

[Share](#)

1821 Deacon Dr, Lake Havasu City, AZ 86404
\$1,250,000



- MLS #859548
- Residential - Single Family
- 3 bedrooms
- 4 full baths
- 1 half baths
- Built in 2004
- 3 car garage
- 3206 square feet
- 0.3 acres
- Pool

[Home Details](#) | [19 Photos](#)

WARDEX

Dream retreat becoms your name! This custom Vetrera home has all that Havasu goers dream of, The exuisite custom kitchen and walk in pantry, the sit down bar off of the living room, the Audio & video & security systems, The master of all master suites, The outdoor kitchen and salt water pool/spa, & outdoor shower, the casita, the RV garage, the lush landscaping, & of course all the small details that make this a true one of a kind custom home with the finest lake view on the market today!

1235 Vista Del Lago Lp , Lake Havasu City, AZ 86404
\$1,000,050



- MLS #855776
- Residential - Single Family
- 3 bedrooms
- 4 full baths
- 3 half baths
- Built in 2004
- 7 car garage
- 3393 square feet
- 0.31 acres
- Pool

[Home Details](#) | [19 Photos](#)

WARDEX

The Perfect Havasu home in the perfect Havasu Community! Very upscale living with "reach out and touch" panoramic Lake Havasu views, Extra 13x60x13 onsite RV Garage included, massive boat garage, Awesome backyard with pool,spa,putting green,and outdoor fireplace. Interior spaces have views of the lake from almost every room. Great for entertaining with a upgraded granite kitchen, gas cooking, formal living room, vaulted ceilings, family room,and

If you have any questions, please call or email us, and we'll be happy to help you.